

2020



CT6 SUPER CRUISE™ Convenience & Personalization Guide

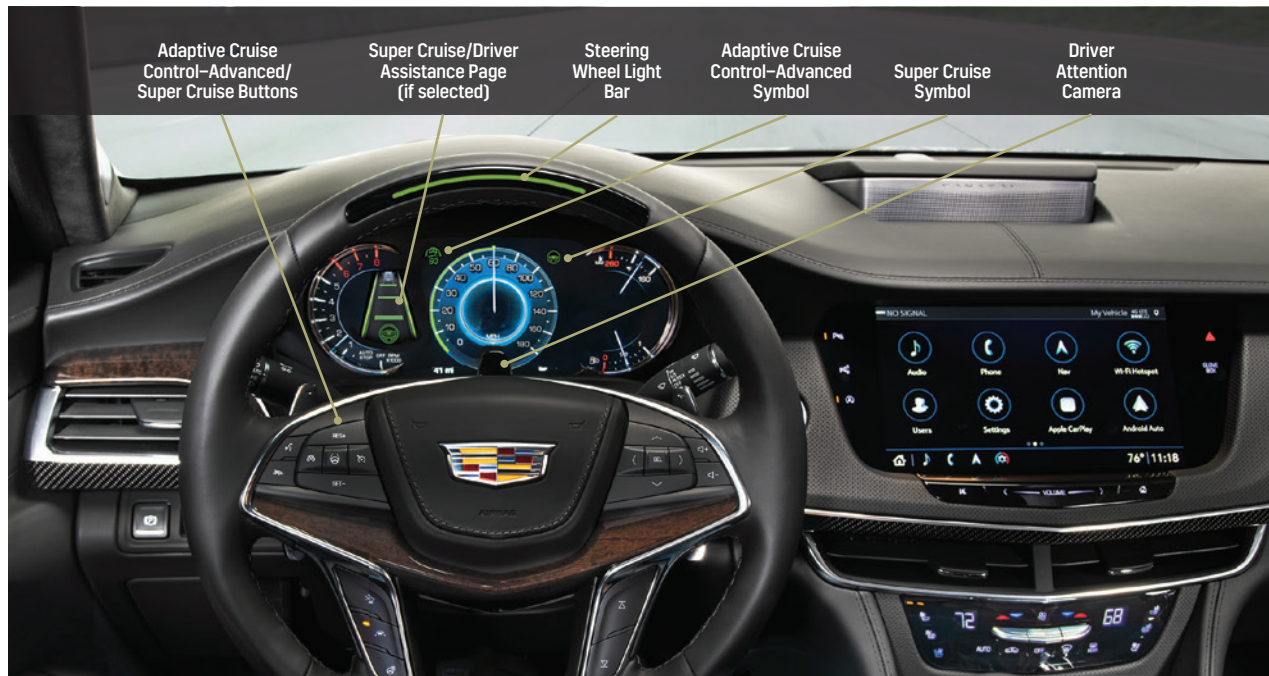
cadillac.com



Review this guide for an overview of the Super Cruise™ driver assistance feature in your CT6. Even while using Super Cruise, always pay attention while driving and do not use a hand-held device. Visit cadillacsupercruise.com for compatible highways and more information. Operation requires active OnStar plan, active Wi-Fi hotspot, working electrical system, cell reception, and GPS signal.

Certain restrictions, precautions and safety procedures apply to your vehicle. Please read your Owner's Manual for complete instructions.

SUPER CRUISE OVERVIEW



SUPER CRUISE OPERATION

Super Cruise is a hands-free driver assistance feature for use on compatible highways. The system steers the vehicle to maintain lane position while also monitoring your attention to the road. Working with the Adaptive Cruise Control–Advanced system, it reduces the need for you to frequently steer, brake or accelerate under available operating conditions.

To maintain automatic control of vehicle steering during highway driving, Super Cruise uses Global Positioning System (GPS) sensing, GPS-enhanced data, a high precision map, and a network of cameras.

Even while using the Super Cruise driver assistance feature, always pay attention while driving and do not use a hand-held device. Visit cadillacsupercruise.com for compatible highways and more information.

HOW SUPER CRUISE WORKS

The Super Cruise driver assistance feature is available only on compatible highways that are separated from opposing traffic. The GPS uses real-time corrections and map data to determine the vehicle's location while the Lane Sensing Camera detects the marked lanes on the highway to help the vehicle automatically steer and maintain lane position.

The system works with Adaptive Cruise Control–Advanced, which detects vehicles traveling in the same direction in your path and accelerates or brakes your vehicle to maintain a driver-selected following gap time from a vehicle ahead, even in stop-and-go traffic conditions.

When engaged, Super Cruise provides feedback on system status while tracking driver head position and using alerts that prompt you to pay close attention to the road and steer manually when needed.

While Super Cruise is engaged, an escalating series of prompts lets you know if the Driver Attention Camera senses that you need to pay more attention to the road ahead.

The steering wheel light bar intuitively provides a status of system operation, including when the system is steering and when you need to manually steer the vehicle. You can override Super Cruise at any time by steering, braking or accelerating.

If you do not respond to system prompts to manually steer the vehicle, Super Cruise will be disabled and OnStar will be contacted to provide support.

Super Cruise:





- Does not prevent crashes or warn of possible crashes.
- Does not steer to avoid stopped or slow-moving vehicles, cross-traffic, construction barriers or cones, motorcycles, children, pedestrians, animals, or other objects on the road.
- Does not steer in response to vehicles or objects next to your vehicle, including vehicles attempting to enter your lane.
- Does not respond to traffic lights, stop signs, or other traffic control devices.
- Does not respond to crossing traffic.
- Does not change lanes or make turns.
- Does not steer to merge onto or to exit highways.
- Does not steer to avoid or steer through construction zones.



It's extremely important that you pay attention to the operation of the vehicle, even while using Super Cruise. Always be prepared to take over operation of the vehicle at all times.


See Driving and Operating in your Owner's Manual.

ENGAGING SUPER CRUISE

To use the Super Cruise driver assistance feature, Adaptive Cruise Control–Advanced must be on.


1. Press the  **Adaptive Cruise Control–Advanced** button (A) on the steering wheel to turn on the system. The  symbol (C) will illuminate in white on the instrument cluster. If the system is already set, the  will be green with a speed shown.
2. When Super Cruise detects you are on a compatible highway, paying sufficient attention, and all other driving conditions are met (lane markings visible, GPS available, no system faults, etc.), the  Super Cruise symbol (D) will illuminate in white on the instrument cluster.

3. When it is safe to do so, press the  **Super Cruise** button (B) on the steering wheel to engage Super Cruise. When the  symbol (E) and steering wheel light bar illuminate in green, you may remove your hands from the steering wheel.



Do not remove your hands from the steering wheel unless the light bar is green, indicating Super Cruise is steering the vehicle.

If an Adaptive Cruise Control–Advanced speed was not previously set, the current speed will be the cruise set speed used by Super Cruise.

- To disengage Super Cruise, press the  **Super Cruise** button again or press the brake pedal.

CHANGING LANES

The vehicle can be steered manually at any time.

1. Move the steering wheel manually. The steering wheel light bar pulses blue.
2. Steer the vehicle into the desired lane.
3. To allow Super Cruise to resume steering, center the vehicle in the lane until the light bar turns green.

SUPER CRUISE AVAILABILITY

Super Cruise can be engaged only when:

- Adaptive Cruise Control–Advanced is on.
- Enhanced Automatic Emergency Braking is set to Alert and Brake. Go to Settings > Vehicle > Collision/Detection Systems > Forward Collision System.
- The vehicle is on a compatible highway, which generally only allows high-speed traffic and is separated from opposing traffic.
- Camera or radar sensors are not obstructed or damaged.
- Lane markings are clearly visible. Do not use Super Cruise in poor weather conditions or when visibility is limited.
- Driver attention is detected.
- Teen Driver is not active.

STEERING WHEEL LIGHT BAR INDICATORS

When the Super Cruise driver assistance feature is not engaged, the light bar is not visible on the steering wheel and the Super Cruise symbol on the instrument cluster is not illuminated. You must steer the vehicle.

When Super Cruise is engaged, the steering wheel light bar and Super Cruise symbol indicate system status.

Solid Green Bar and Solid Green Symbol

Super Cruise is active and automatically steering the vehicle.



Flashing Green Bar and Solid Green Symbol (1st Alert)

Super Cruise is active, but the system detects that you need to pay more attention to the road.



Pulsing Blue Bar and Solid Blue Symbol

Super Cruise is active, but the system detects that you are manually steering. To return to automatic steering, position the vehicle in the center of the lane and hold the steering wheel steady until the green indicators appear.



Flashing Red Bar, Solid Red Symbol, and Safety Alert Seat Pulses or Beeps Sound (2nd Alert)

You need to take steering control immediately. The system cannot operate properly under current conditions. The vehicle will begin to coast until you take steering control. Super Cruise must be re-engaged to use the system again.

Flashing Red Bar, Solid Red Symbol, Safety Alert Seat Pulses or Beeps Sound, and Voice Prompt (3rd Alert)

You need to take steering control immediately. A voice prompt will tell you to take over steering control. If you do not take steering control, the vehicle will steer and brake gradually to a stop. Super Cruise will not be available until the next ignition cycle.

ATTENTION ALERTS

DRIVER ATTENTION CAMERA

When the Super Cruise driver assistance feature is engaged, the Driver Attention Camera, located on top of the steering column, focuses on your attention to the road ahead. It works with infrared lights to track head position to determine where you are looking.



Note: The Driver Attention Camera does not record photos, audio or video.

1ST ALERT

If the system detects that you may not be paying attention sufficiently to the road ahead, the steering wheel light bar flashes green to prompt you to return your attention to the road.

The light bar will stop flashing when the system detects your attention to the road has resumed.

2ND ALERT

If the steering wheel light bar flashes green for too long and the system determines continued lack of attention to the road ahead, the steering wheel light bar flashes red to notify you to look at the road and steer the vehicle manually.

The Safety Alert Seat also pulses or beeps sound (if selected). To change the Safety Alert Seat setting, go to Settings > Vehicle > Collision/Detection Systems > Alert Type.

The vehicle will not accelerate while the light bar is flashing red.

The steering wheel light bar will also flash red when:

- Adaptive Cruise Control–Advanced is canceled.
- The vehicle is on a tight curve or speed is too fast.
- Lane markings are poor or visibility is limited.
- The lane or highway ends.
- The vehicle is exiting the highway.
- There is a system fault.

3RD ALERT

If the steering wheel light bar flashes red for too long, a voice prompt will be heard. You should take over steering immediately; otherwise, the vehicle will slow in your lane of travel and eventually brake to a stop. Super Cruise and Adaptive Cruise Control–Advanced will disengage.

In the event of an unresponsive driver, the vehicle will come to a controlled stop, activate the hazard lights, and contact OnStar Emergency Services.



See Driving and Operating in your Owner's Manual.

MESSAGING

The Super Cruise driver assistance feature may not be available or may disengage when active based on several operating conditions. Use the **Super Cruise** button on the steering wheel to view Driver Information Center (DIC) messages about system operation.



- ▶ If the **Super Cruise** symbol does not appear, press the **Super Cruise** button to display a DIC message about why the system is unavailable (see page 4).
- ▶ Immediately after Super Cruise disengagement (see page 5), press the **Super Cruise** button (within 10 seconds) to display a DIC message with the reason for disengagement.

Refer to your Owner's Manual for summaries of all messages.

See Driving and Operating in your Owner's Manual.

ONSTAR

REQUIRED ONSTAR SERVICE PLAN

An active OnStar service plan that includes Emergency Services is required for Super Cruise operation.

Note: To learn more about OnStar services, press the blue OnStar button, visit onstar.com, or call 1-888-466-7827.

See OnStar in your Owner's Manual.

DRIVER ASSISTANCE PAGE

The Driver Assistance page, showing Super Cruise and Adaptive Cruise Control–Advanced graphics, can be viewed in the Info displays on the instrument cluster, if selected.



1. Use the Driver Information Center controls to go to Options > Info Pages.
2. Press **^** or **v** to highlight the Driver Assistance page.
3. Press **SEL** to select the page to appear in the Info displays.

See Instruments and Controls in your Owner's Manual.

MAP DATABASE

The Super Cruise driver assistance feature uses a LiDAR-scanned map database, which governs system use and enables it only in areas where appropriate road conditions are detected. The advanced map data restricts Super Cruise use to compatible highways.

MAP UPDATES

Super Cruise map updates are automatically downloaded via the vehicle's 4G LTE Wi-Fi hotspot. The Wi-Fi option should always be turned on. Super Cruise will be disabled if the map reaches 7 months old. Visit cadillacsupercruise.com to view compatible highways near you.

- ▶ To turn on Wi-Fi, go to Settings > System > Wi-Fi Hotspot.

In addition to the automatic updates, your Cadillac dealer can upload the latest Super Cruise map to the vehicle.

See Instruments and Controls in your Owner's Manual.

DATA DOWNLOADS

Map database updates and GPS enhancement data are downloaded to the vehicle using the vehicle's 4G LTE Wi-Fi hotspot. If a mobile device with its own Wi-Fi hotspot uses the same SSID and password as the vehicle, the vehicle may connect to the mobile device to download the data.

To prevent downloading using a mobile device data plan, use a different SSID and password for the vehicle's Wi-Fi hotspot and the mobile device, or disable the Wi-Fi hotspot of the mobile device when inside the vehicle.

- ▶ To change the Wi-Fi hotspot SSID and password, go to Settings > System > Wi-Fi Hotspot.

See Instruments and Controls in your Owner's Manual.

SYSTEM CARE

The Super Cruise driver assistance feature operates using the front radars, front camera, and Surround Vision cameras. Keep the surfaces of these systems clean for proper Super Cruise operation.

The lens cover of the Driver Attention Camera on the steering column may need to be cleaned occasionally. Clean the lens cover with a soft cloth sprayed with glass cleaner.

Note: We recommend any required service on the Super Cruise system be performed by an authorized Cadillac dealer.

See Vehicle Care in your Owner's Manual.

We recommend always using ACDelco or genuine GM service parts.

Certain restrictions, precautions and safety procedures apply to your vehicle. Please read your Owner's Manual for complete instructions. All information contained in this guide is based on the latest information available at the time of printing and is subject to change without notice. Copyright 2019 by General Motors. All rights reserved.

USING SUPER CRUISE RESPONSIBLY

Super Cruise is a driver assistance feature. Your complete attention is always required while driving since unexpected automatic steering or braking may occur if the system does not correctly detect lanes, vehicles or traffic situations ahead, or if situations occur that the system cannot detect, including cross-traffic. Do not use a hand-held device while driving, even with Super Cruise engaged.

The system is designed to maintain the current lane. You need to take control to change lanes, steer around a traffic situation or object, merge into traffic, exit the highway, make a turn, or stop for crossing traffic or a traffic light, stop sign or other traffic control device. Super Cruise does not steer to avoid construction zones.

The system does not detect if you are drowsy or focused on safe driving. Always be ready to take action and take over steering or apply the brakes.

Some state and local laws may not permit hands-free driving. In these locations, use Super Cruise by lightly holding the steering wheel at all times. Always know the rules in your area.

Super Cruise is available on additional roads for the 2020 model year, including areas of divided highways that have limited crossings. Under certain conditions, such as when approaching an intersection, Super Cruise uses the high precision map to hand control of the vehicle back to you. It is important that you always stay engaged and vigilant at all times while driving.

See Driving and Operating in your Owner's Manual.

